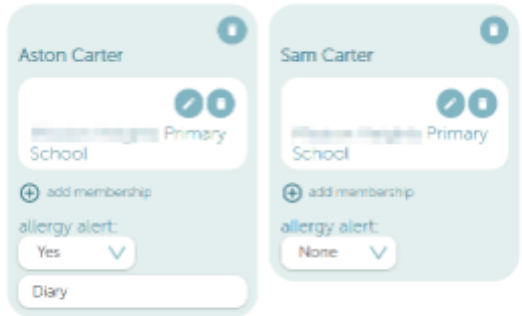


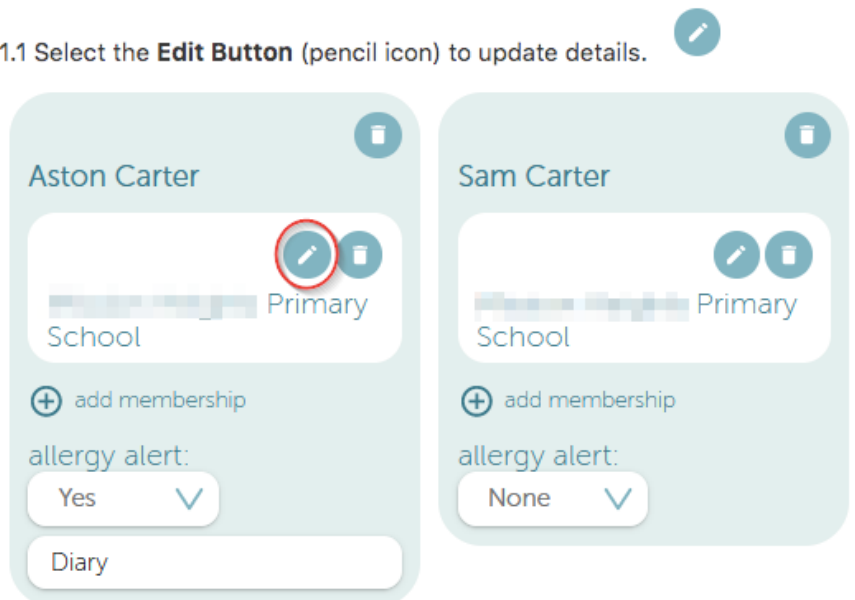
1. Log in to your account at myKindo.co.nz using your existing email and password.
2. Select the **My Details** tab.



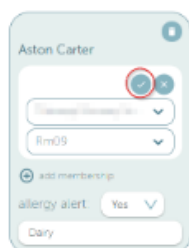
3. You will see the current memberships attached to your account.



- 4.1.1 Select the **Edit Button** (pencil icon) to update details.



- 4.1.2. Use the drop-down option to **select their new school, and room number**. Select the tick when you are done.



Save & Continue

- 4.1.3 Press **Save & Continue** to save your changes.